
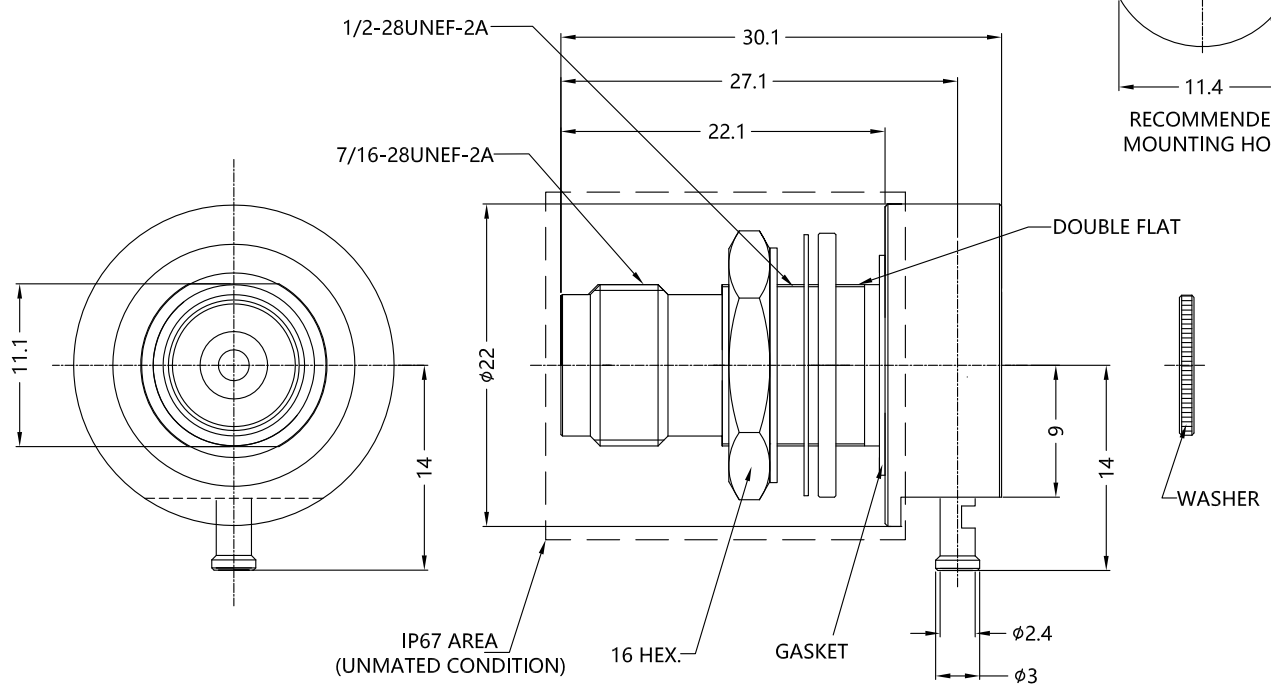
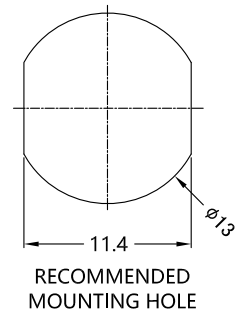



REV.	DESCRIPTION	ECN NO.	NAME	DATE	 ALL PARTS MUST MEET TO RoHS REQUIREMENTS
A0	FIRST EDITION	N/A	ZS	2017-07-08	
A1	REPLACE FRAME	N/A	Kevin.Li	2020-09-16	



MATERIALS AND PLATING		UNIT: MICRO-INCHES
PART NAME	MATERIALS	PLATING
BODY	BRASS	NICKEL 200 u"/COPPER
INSULATOR	PTFE ASTM-D-1710	N/A
CONTACT PIN	PHOSPHOR BRONZE	GOLD 30 u"/COPPER
BARREL	COPPER	TIN 100 u"/COPPER
GASKET	SILICONE	RED

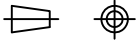
ELECTRICAL CHARACTERISTICS	
IMPEDANCE	50 Ω
VOLTAGE RATING	250V(rms)
FREQUENCY RANGE	0 ~ 2 GHz
DIELECTRIC WITHSTANDING VOLTAGE	>500 V
CONTACT RESISTANCE	CENTER CONTACT
	OUTER CONTACT
INSULATION RESISTANCE	>5000 MΩ
INSERTION LOSS	N/A
VSWR	<1.5
3RD INTERMODULATION	N/A

MECHANICAL CHARACTERISTICS	
FORCE TO ENGAGE AND DISENGAGE	N/A
CENTER CONTACT RETENTION FORCE	> 6 lbs
RECOMMENDED COUPLING TORQUE	N/A
COUPLING NUT RETENTION FORCE	N/A
DURABILITY	> 500cycles

ENVIRONMENTAL PARAMETER	
TEMPERATURE RANGE	-40°C- +85°C
VIBRATION	MIL-STD-202,Method 204,Cond B
SHOCK	MIL-STD-202,Method 213,Cond I
CORROSION	MIL-STD-202,Method 101,Cond B
WATERPROOF	IP 67 (UNMATED CONDITION)

*** CUSTOMER OUTLINE DRAWING**

UNLESS OTHERWISE SPECIFIED:
 1) EDGES : C0.15 MAX ;
 2) REMOVE ALL BURRS ;
 3) SURFACE ROUGHNESS : Ra1.6 ;
 4) UNITS : mm ;
 5) DIMENSIONS TOLERANCES
 DECIMALS : .x ±0.3 .xx ±0.2 .xxx±0.1;
 ANGLES : ± 5°.

THIRD ANGLE PROJECTION		
APPROVED :	CUSTOMER P/N :	-
CHECKED :	SCALE :	-
DRAWING :	DATE :	2020-09-16
PAGE :		1/1



TITLE : TNC FEMALE S/T SOLDER FOR OD1.32
 CABLE,BULKHEAD-FRONT MOUNT,50Ω
 DRAWING NO. : 5TCF31R-A425
 COMPANY WEBSITE : www.slkcorp.com

CUSTOMER OUTLINE DRAWING