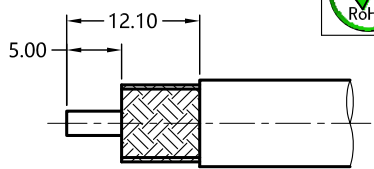


REV.	DESCRIPTION	ECN NO.	NAME	DATE
0	FIRST EDITION	N/A	Liu	2020-04-02
1	UPDATE THE DRAWING	N/A	HRWEI	2020-07-28
2	18.0 FLAT changed to 11.78FLAT	N/A	HRWEI	2020-08-14

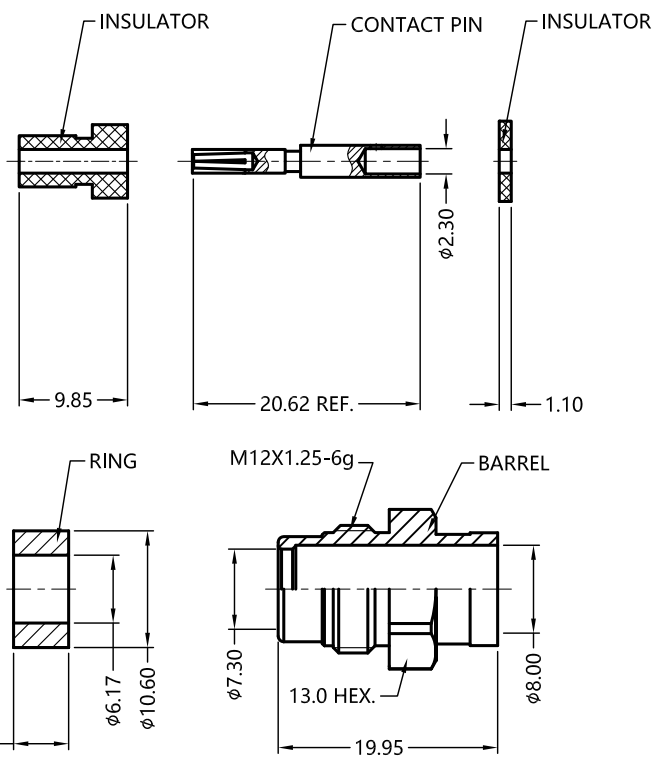
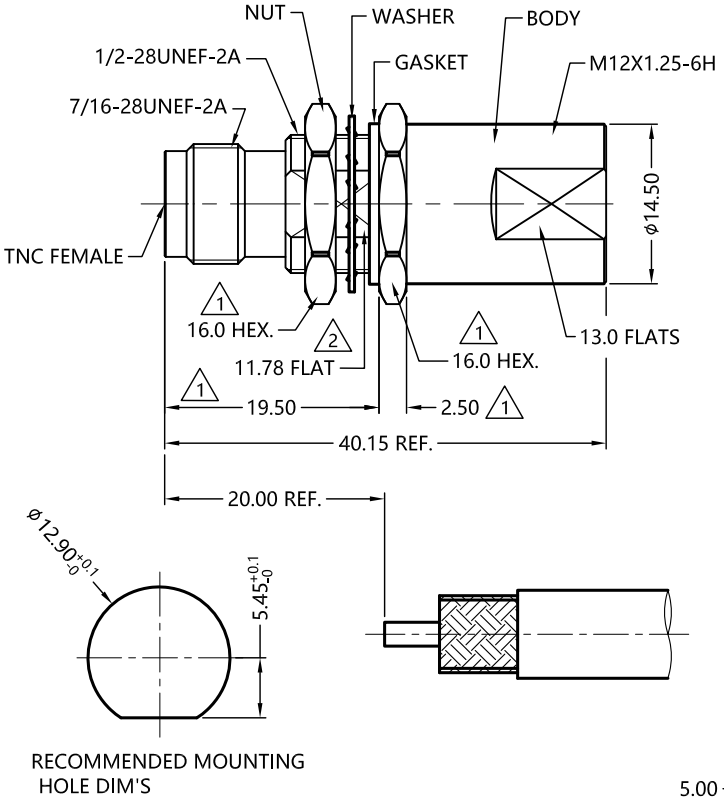


ALL PARTS MUST MEET TO RoHS REQUIREMENTS



RECOMMENDED CABLE STRIPPING DIM'S

REMARKS:
1.CONTACT PIN TO SOLDER



MATERIALS AND PLATING		UNIT: MICRO-INCHES
BODY	STAINLESS STEEL 303Cu	PASSIVATION
CONTACT PIN	BERYLLIUM COPPER	GOLD 50 u"/NICKEL/COPPER
INSULATOR	PTFE ASTM-D-1710	N/A
RING	BRASS C3604	GOLD 10 u"/NICKEL/COPPER
BARREL	STAINLESS STEEL 303Cu	PASSIVATION
WASHER	STAINLESS STEEL	PASSIVATION
NUT	STAINLESS STEEL 303Cu	PASSIVATION
GASKET	SILICONE	RED

ELECTRICAL CHARACTERISTICS	
Impedance	50 Ω
Voltage rating	N/A
Frequency range	DC ~ 18 GHz
Dielectric withstanding voltage	> 750 V
Contact resistance	Center contact
	Outer contact
Insulation resistance	> 5000 MΩ
Insertion loss	< 0.05xvf (GHz) dB
VSWR	< 1.35
3rd Intermodulation	N/A

MECHANICAL CHARACTERISTICS	
Force to engage and disengage	N/A
Center contact retention force	N/A
Recommended coupling torque	N/A
Coupling nut retention force	N/A
Durability	> 500 cycles

ENVIRONMENTAL CHARACTERISTICS	
Temperature range	-40 °C~+125 °C
Vibration	US MIL-STD-202 , Meth 204, Cond B
Shock	US MIL-STD-202 , Meth 213, Cond I
Thermal shock	US MIL-STD-202 , Meth 107, Cond B

***CUSTOMER OUTLINE DRAWING**

UNLESS OTHERWISE SPECIFIED:
 1) EDGES) : C0.15 MAX;
 2) REMOVE ALL BURRS;
 3) SURFACE ROUGHNESS: Ra0.8;
 4) UNITS:mm;
 5) DIMENSIONS TOLERANCES
 DECIMALS .x ±0.3 .xx ±0.2 .xxx±0.1
 ANGLES ±3°

THIRD ANGLE PROJECTION	
APPROVED:	CUSTOMER P/N:
CHECKED:	SCALE:
DRAWING:	DATE: 2020-08-14
COMPANY WEBSITE: www.slkcorp.com	

TITLE: TNC FEMALE S/T BULKHEAD FOR MG300 CABLE,50Ω
 DRAWING NO: 5TCF13S-A279

CUSTOMER OUTLINE DRAWING