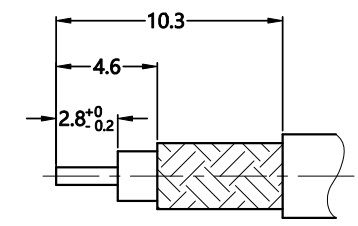
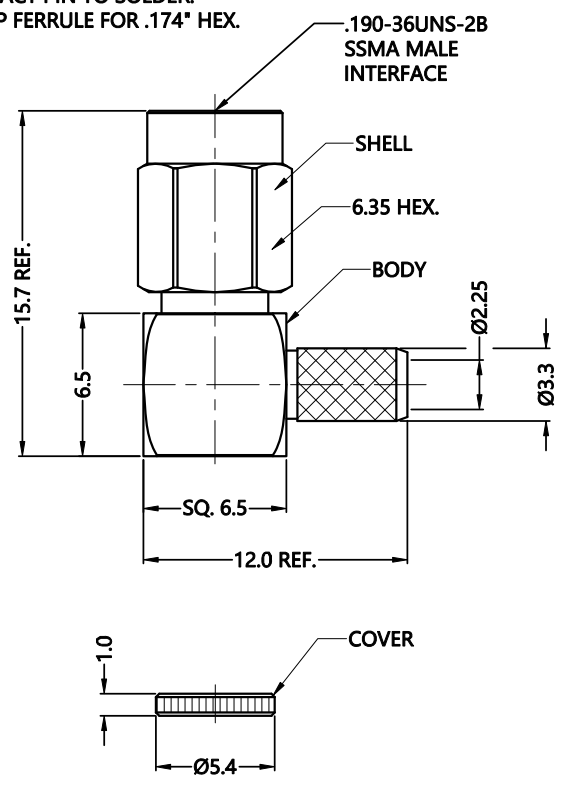


REV.	DESCRIPTION	ECN NO.	NAME	DATE
0	FIRST EDITION	N/A	JASON	2021-06-29
1	UPDATE THE DRAWING	N/A	HRWEI	2022-06-09

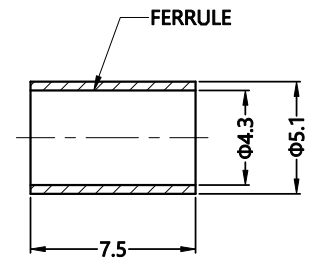


ALL PARTS MUST MEET TO RoHS REQUIREMENTS

REMARKS:
1.CONTACT PIN TO SOLDER.
2.CRIMP FERRULE FOR .174" HEX.



RECOMMENDED CABLE STRIPPING DIM'S



MATERIALS AND PLATING		UNIT: MICRO-INCHES
PART NAME	MATERIALS	PLATING
BODY/SHELL	BRASS C3604	GOLD 2 u*/NICKEL/COPPER
CONTACT PIN	BRASS C3604	GOLD 3 u*/NICKEL/COPPER
INSULATOR	PTFE ASTM-D-1710	N/A
FERRULE	BRASS C3602	GOLD 2 u*/NICKEL/COPPER
COVER	BRASS C3604	GOLD 2 u*/NICKEL/COPPER

ELECTRICAL CHARACTERISTICS	
IMPEDANCE	50 Ω
VOLTAGE RATING	250 V(rms)
FREQUENCY RANGE	DC ~ 6 GHz
DIELECTRIC WITHSTANDING VOLTAGE	>750 V
CONTACT RESISTANCE	CENTER CONTACT <4.0 mΩ
	OUTER CONTACT <2.0 mΩ
INSULATION RESISTANCE	>1000 MΩ
INSERTION LOSS	ACCORDING TO THE CABLE
VSWR	<1.35

MECHANICAL CHARACTERISTICS	
FORCE TO ENGAGE AND DISENGAGE	N/A
CENTER CONTACT RETENTION FORCE	N/A
RECOMMENDED COUPLING TORQUE	5.3-7 in.lbs
COUPLING NUT RETENTION FORCE	> 22.5 lbs
DURABILITY	> 500 cycles

ENVIRONMENTAL PARAMETER	
TEMPERATURE RANGE	-40 °C ~ +125 °C
THERMAL SHOCK	US MIL- STD 202, Meth. 107, Cond. B
VIBRATION	US MIL- STD 202, Meth. 204, Cond. B
SHOCK	US MIL- STD 202, Meth. 213, Cond. I

* CUSTOMER OUTLINE DRAWING

UNLESS OTHERWISE SPECIFIED:
1) EDGES : C0.15 MAX ;
2) REMOVE ALL BURRS ;
3) SURFACE ROUGHNESS : Ra1.6 ;
4) UNITS : mm ;
5) DIMENSIONS TOLERANCES
DECIMALS : .x ±0.3 .xx ±0.2 .xxx±0.1 ;
ANGLES : ± 5°.

THIRD ANGLE PROJECTION	
APPROVED :	CUSTOMER P/N :
CHECKED :	SCALE : 3:1
DRAWING :	DATE : 2022-06-09
PAGE : 1/1	



TITLE : SSMA MALE R/A CRIMP FOR OD3.70 CABLE, 50Ω
DRAWING NO. : 5SAM11R-A692
COMPANY WEBSITE : www.slkcorp.com

CUSTOMER OUTLINE DRAWING