
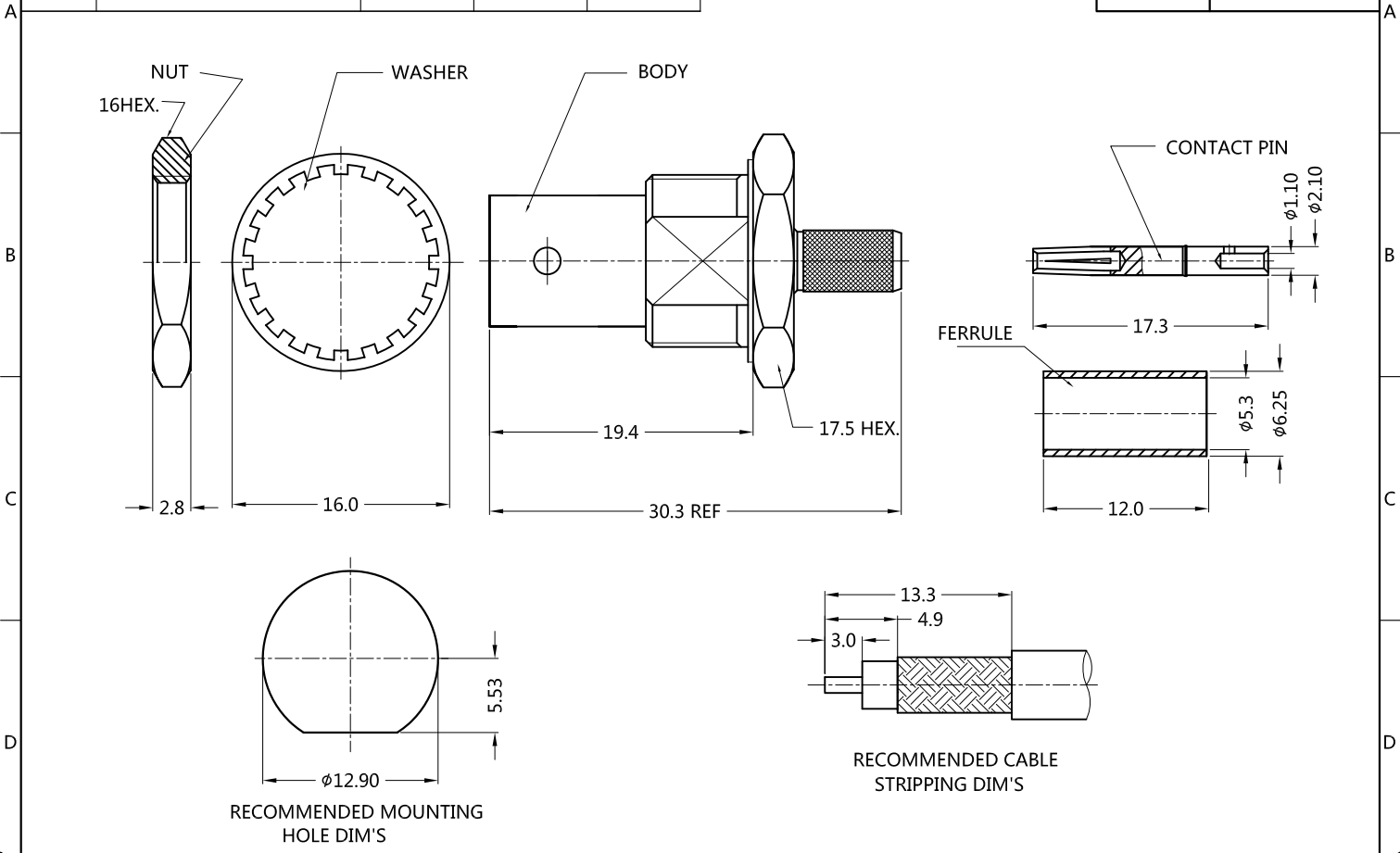


REV.	DESCRIPTION	ECN NO.	NAME	DATE	 ALL PARTS MUST MEET TO RoHS REQUIREMENTS
1	NEW FRAME	N/A	JING	2020-07-01	



MATERIALS AND PLATING		UNIT: MICRO-INCHES
PART NAME	MATERIALS	PLATING
BODY	BRASS C3604	NICKEL 100u" / COPPER
INSULATOR	TEFLON MIL-P-19468	N/A
CONTACT PIN	PHOSPHOR BRONZE	GOLD 5u" / NICKEL/COPPER
GASKET	SILICONE	N/A
NUT/WASHER	BRASS	NICKEL 100u" / COPPER
FERRULE	BRASS	NICKEL 100u" / COPPER

ELECTRICAL CHARACTERISTICS	
IMPEDANCE	50 Ω
VOLTAGE RATING	500 V(rms)
FREQUENCY RANGE	0 ~ 4 GHz
DIELECTRIC WITHSTANDING VOLTAGE	> 500 V
CONTACT RESISTANCE	CENTER CONTACT < 3.0 mΩ
	OUTER CONTACT < 2.0 mΩ
INSULATION RESISTANCE	> 5000 MΩ
INSERTION LOSS	ACCORDING AS THE CABLE
RF-LEAKAGE	N/A
VSWR	N/A
3RD INTERMODULATION	N/A

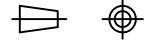
MECHANICAL CHARACTERISTICS	
FORCE TO ENGAGE AND DISENGAGE	N/A
CENTER CONTACT RETENTION FORCE	N/A
RECOMMENDED COUPLING TORQUE	N/A
COUPLING NUT RETENTION FORCE	> 60 lbs
DURABILITY	> 500 cycles

ENVIRONMENTAL PARAMETER	
TEMPERATURE RANGE	-40 °C ~ +125 °C

CUSTOMER OUTLINE DRAWING

*** CUSTOMER OUTLINE DRAWING**

UNLESS OTHERWISE SPECIFIED:
 1) EDGES : C0.15 MAX ;
 2) REMOVE ALL BURRS ;
 3) SURFACE ROUGHNESS : Ra1.6 ;
 4) UNITS : mm ;
 5) DIMENSIONS TOLERANCES
 DECIMALS : .x ±0.3 .xx ±0.2 .xxx ±0.1;
 ANGLES : ± 5°.

THIRD ANGLE PROJECTION		
APPROVED :	CUSTOMER P/N :	
CHECKED :	SCALE :	
DRAWING :	DATE :	
JING	2020-07-01	
	PAGE : 1/1	



TITLE : BNC FEMALE CRIMP S/T FOR RG58/U CABLE 50 OHM

DRAWING NO. : 5BNF35S-A41

COMPANY WEBSITE : www.slkcorp.com