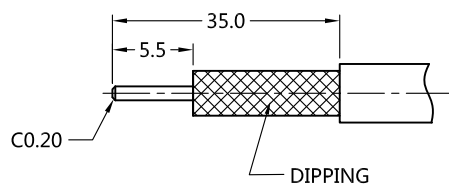


REV	DESCRIPTION	ECN NO	NAME	DATE
0	FIRST EDITION	N/A	WYJ	2016-04-18
1	NEW FRAME	N/A	LW	2020-07-14

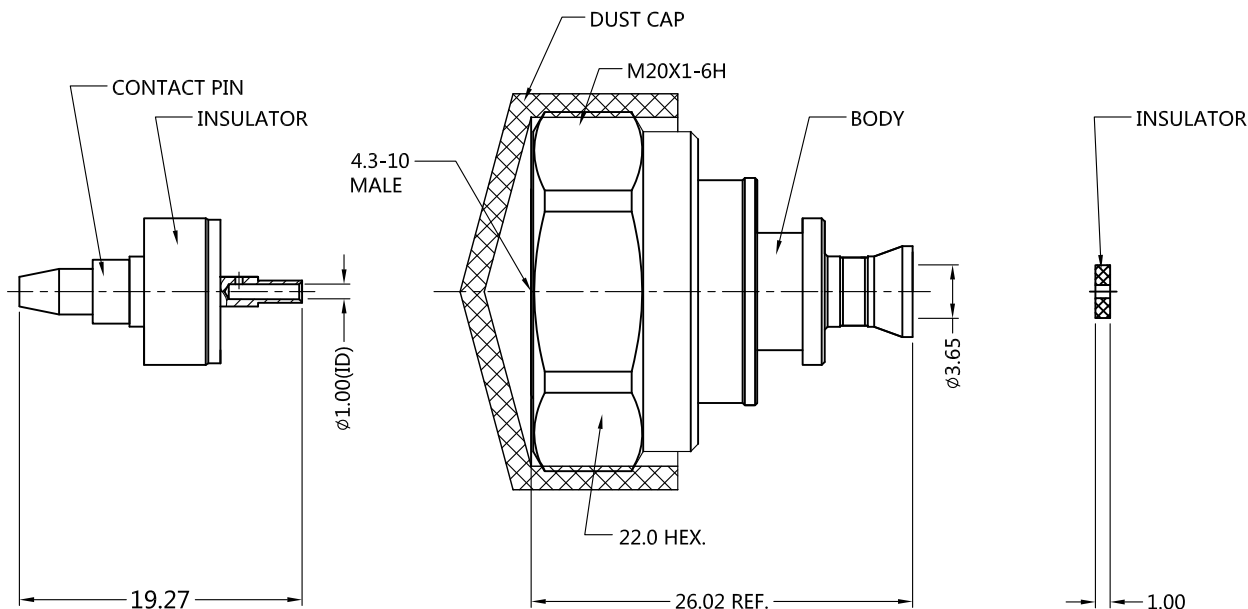


ALL PARTS MUST MEET TO RoHS REQUIREMENTS

REMARKS:
1. ADDS SIZE:15.52mm
2. CONTACT PIN TO SOLDER



RECOMMENDED CABLE STRIPPING DIM'S



MATERIALS AND PLATING		UNIT: MICRO-INCHES
BODY	NON-MAGNETIC BRASS	ALBALOY 120 u"/Cu/COPPER
CONTACT PIN	NON-MAGNETIC BRASS	SILVER 200 u" COPPER
INSULATOR	PTFE ASTM-D-1710	N/A
GASKET	SILICONE	RED
SHELL	BRASS	ALBALOY 80 u"/COPPER

ELECTRICAL CHARACTERISTICS		
IMPEDANCE	50 Ω	
VOLTAGE RATING	335 V(rms)	
FREQUENCY RANGE	0~6 GHz	
DIELECTRIC WITHSTANDING VOLTAGE	>1000 V	
CONTACT RESISTANCE	CENTER CONTACT	<1.0 mΩ
	OUTER CONTACT	<1.0 mΩ
INSULATION RESISTANCE	>5000 MΩ	
INSERTION LOSS	<0.05√F dB	
VSWR	<1.3	
3RD INTERMODULATION	<-160 dBc @ 900MHz&1800MHz @ 2x43dBm	

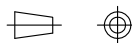
MECHANICAL CHARACTERISTICS	
FORCE TO ENGAGE AND DISENGAGE	N/A
CENTER CONTACT RETENTION FORCE	N/A
RECOMMENDED COUPLING TORQUE	44 in-lbs
COUPLING NUT RETENTION FORCE	>100 lbs
DURABILITY	>500 cycles

ENVIRONMENTAL CHARACTERISTICS	
TEMPERATURE RANGE	-40 °C~+125 °C

* CUSTOMER OUTLINE DRAWING

UNLESS OTHERWISE SPECIFIED:
1) C0.15 MAX;
2) REMOVE ALL BURRS;
3) SURFACE ROUGHNESS : Ra1.6;
4) UNITS:mm;
5) DIMENSIONS TOLERANCES
DECIMALS .x ±0.3 .xx ±0.2 .xxx±0.1
ANGLES ±5°

THIRD ANGLE PROJECTION



APPROVED:

CUSTOMER P/N:

CHECKED:

SCALE:

2:1

DRAWING:

DATE: 2020-07-14

COMPANY WEBSITE: www.slkcorp.com



TITLE: 4.3-10 MALE S/T SOLDER FOR TFT-402-LF CABLE,50Ω

DRAWING NO:

5SDM15S-S02-001

CUSTOMER OUTLINE DRAWING