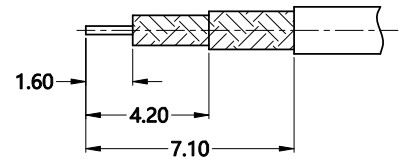


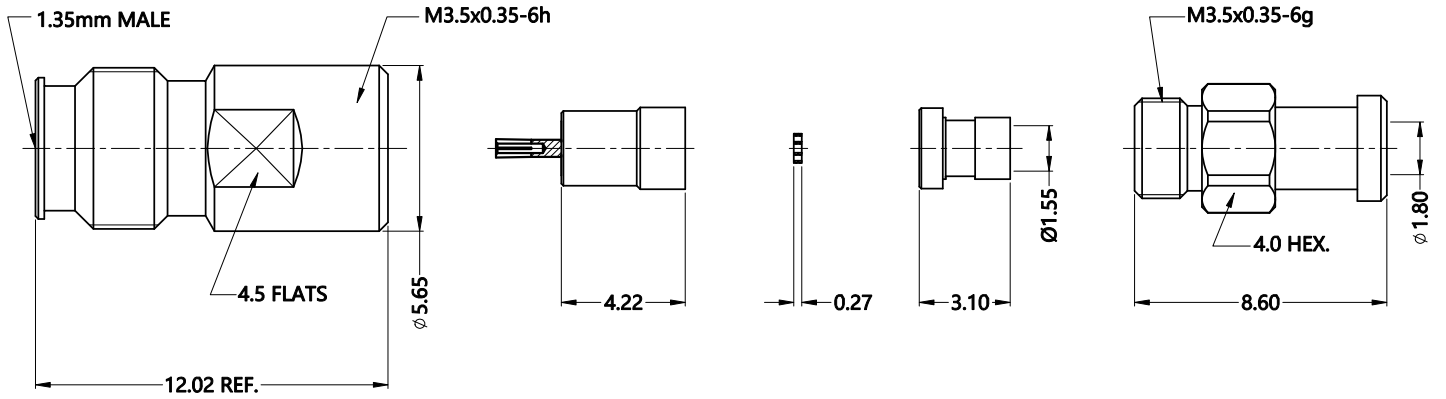
REV.	DESCRIPTION	ECN NO.	NAME	DATE
0	FIRST EDITION	N/A	LEI CHAO	2021-04-23



ALL PARTS MUST MEET TO RoHS REQUIREMENTS



RECOMMENDED CABLE STRIPPING DIM'S



MATERIALS AND PLATING UNIT: MICRO-INCHES		
PART NAME	MATERIALS	PLATING
BODY	STAINLESS STEEL 316F	PASSIVATION
INSULATOR	PEEK	N/A
CONTACT PIN	BERYLLIUM COPPER	GOLD PL.40u*/NICKEL
FERRULE	BRASS C3604	GOLD PL.10u*/NICKEL/COPPER

ELECTRICAL CHARACTERISTICS		
IMPEDANCE	50 Ω	
VOLTAGE RATING	150 V(rms)	
FREQUENCY RANGE	DC ~ 90 GHz	
DIELECTRIC WITHSTANDING VOLTAGE	>500 V	
CONTACT RESISTANCE	CENTER CONTACT	<4.0 mΩ
	OUTER CONTACT	<1.0 mΩ
INSULATION RESISTANCE	>1000 MΩ	
INSERTION LOSS	N/A	
VSWR	< 1.50@DC-90 GHz	
3RD INTERMODULATION	N/A	

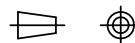
MECHANICAL CHARACTERISTICS	
FORCE TO ENGAGE AND DISENGAGE	N/A
CENTER CONTACT RETENTION FORCE	N/A
RECOMMENDED COUPLING TORQUE	N/A
COUPLING NUT RETENTION FORCE	N/A
DURABILITY	>500cycles

ENVIRONMENTAL PARAMETER	
TEMPERATURE RANGE	-40 °C~+85 °C

\* CUSTOMER OUTLINE DRAWING

UNLESS OTHERWISE SPECIFIED:  
 1) EDGES : C0.15 MAX ;  
 2) REMOVE ALL BURRS ;  
 3) SURFACE ROUGHNESS : Ra1.6 ;  
 4) UNITS : mm ;  
 5) DIMENSIONS TOLERANCES  
 DECIMALS : .x ±0.3 .xx ±0.2 .xxx±0.1;  
 ANGLES : ± 5°.

THIRD ANGLE PROJECTION



APPROVED :

CUSTOMER P/N :

CHECKED :

SCALE :

4: 1

DRAWING :

DATE : 2021-04-23

PAGE : 1/1



TITLE : 1.35mm FEMALE S/T SOLDER FOR SPB-170 CABLE,50Ω

DRAWING NO. :

T-5T2F15S-A659

COMPANY WEBSITE : www.slkcorp.com

CUSTOMER OUTLINE DRAWING