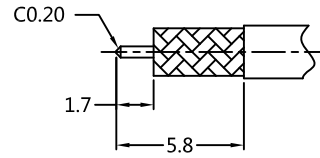


REV.	DESCRIPTION	ECN NO.	NAME	DATE
1	NEW FRAME	N/A	LDH	2020-9-1

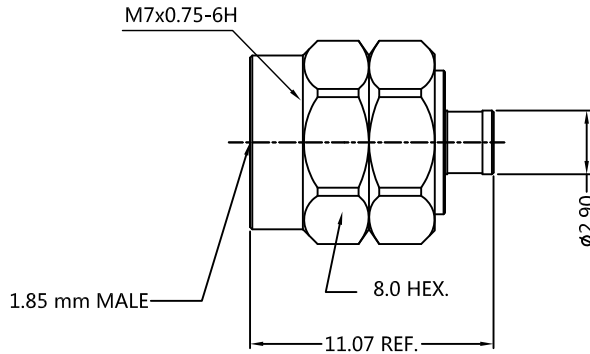


ALL PARTS MUST MEET TO RoHS REQUIREMENTS

REMARKS:
1. ADDS SIZE: 6.77mm
2. CONTACT PIN TO CAPTIVE



RECOMMENDED CABLE STRIPPING DIM'S



MATERIALS AND PLATING		UNIT: MICRO-INCHES
PART NAME	MATERIALS	PLATING
SHELL	STAINLESS STEEL	PASSIVATION
CONTACT PIN	Be-Cu C17300	GOLD 50u"/NICKEL/COPPER
INSULATOR	PEEK	N/A
BODY	STAINLESS STEEL	GOLD 10u"/NICKEL

ELECTRICAL CHARACTERISTICS	
IMPEDANCE	50 Ω
VOLTAGE RATING	335 V(rms)
FREQUENCY RANGE	0 ~ 67 GHz
DIELECTRIC WITHSTANDING VOLTAGE	500 V
CONTACT RESISTANCE	CENTER CONTACT
	OUTER CONTACT
INSULATION RESISTANCE	>5000 MΩ
INSERTION LOSS	ACCORDING AS THE CABLE
VSWR	<1.10 @0-18 GHz/<1.20 @18-40 GHz <1.30 @40-67 GHz
3RD INTERMODULATION	N/A

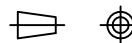
MECHANICAL CHARACTERISTICS	
FORCE TO ENGAGE AND DISENGAGE	N/A
CENTER CONTACT RETENTION FORCE	>6 lbs
COUPLING PROOF TORQUE	>10 in-lbs
COUPLING NUT RETENTION FORCE	>60 lbs
DURABILITY	>500 cycles

ENVIRONMENTAL PARAMETER	
TEMPERATURE RANGE	-40 °C ~ +85 °C
CORROSION	US MIL- STD 202, METH. 101,COND. B
VIBRATION	US MIL- STD 202, METH. 204,COND. D
SHOCK	US MIL- STD 202, METH. 213,COND. I

* CUSTOMER OUTLINE DRAWING

UNLESS OTHERWISE SPECIFIED:
1) EDGES : C0.15 MAX ;
2) REMOVE ALL BURRS ;
3) SURFACE ROUGHNESS : Ra1.6 ;
4) UNITS : mm ;
5) DIMENSIONS TOLERANCES
DECIMALS : .x ±0.3 .xx ±0.2 .xxx±0.1;
ANGLES : ± 5°.

THIRD ANGLE PROJECTION



APPROVED :

CUSTOMER P/N :

CHECKED :

SCALE :

3 : 1

DRAWING :

LDH

DATE : 2020-9-1

PAGE : 1/1



TITLE : 1.85mm MALE S/T FOR SLB-230 CABLE,50Ω

DRAWING NO. : 5P1M15S-A552-006

COMPANY WEBSITE : www.slkcorp.com

CUSTOMER OUTLINE DRAWING